

The image features six cartoon faces arranged in two rows of three. Each face has a different hairstyle: the top row shows straight hair, a buzz cut, and wavy hair; the bottom row shows zig-zag hair, a bob cut, and curly hair. A pair of scissors with pink handles is positioned on the right side, overlapping the bottom row of faces. A large blue oval is centered over the text.


Haircut SCISSOR SKILLS

© From the Pond

A fun, engaging and practical fine motor activity.

Haircut Scissor Skills

Teaching Resource: Classroom Resources



Terms & Conditions

Copyright


Except where otherwise stated, all intellectual property rights, including copyright, in this document and all material on the From the Pond web site belongs to or has been licensed to From the Pond Pty Ltd (ACN 137 838 209), trading as From the Pond. The From the Pond web site and its content are for your personal and non-commercial use. You are able to print the programs or resources received. You may not distribute, transmit, publish, license, transfer, or sell any information, products or services obtained from this Site, regardless if they have been modified, reformatted or derivative works have been created therefrom.

Use of Programs and Resources

Whilst From the Pond has taken all reasonable care in the preparation of the content in the site and its programs and resources, it does not guarantee the accuracy, completeness, timeliness, performance or fitness for any particular purposes of From the Pond content, and shall not be liable for any claims, losses, injuries, penalties, damages, costs or expenses arising from the use of the From the Pond web site or its content or from any action taken from using the web site.


Additionally, From the Pond does not offer any guarantees or warranties that the web site and its content is free from viruses or other software or hardware contamination or that the web site is compatible with any computer system, browser or software.

Resource created by Melanie Lloyd for From the Pond Pty Ltd.



Excellent teachers have excellent resources!

Teaching Tips: Haircut Scissor Skills



Using this file

You are able to print and photocopy these pages for your non-commercial classroom and home use.

These page will help your students with scissor skills and hand-eye coordination.

Students cut each line from the edge to the point to create a haircut! The large round point helps them see clearly where to stop.

Before your students attempt these pages, model appropriate cutting and your expectations.

Model for the students:

- how to hold the paper
- how to hold scissors
- how to keep the blades pointing forward and keep the paper moving to cut


Students can also color their work when finished and glue to backing paper for a fun classroom display of haircuts!

Variation:


For students with poor scissor skills - try printing the pages on thin card instead of paper.

If you have printing issues with this file, I highly recommend following the tips in this adobe tutorial, and 'printing as image'


<https://helpx.adobe.com/acrobat/kb/quick-fix-print-pdf-image.html>



© From the Pond




© From the Pond




© From the Pond




© From the Pond




© From the Pond




© From the Pond



© From the Pond




© From the Pond




© From the Pond



© From the Pond




© From the Pond



© From the Pond




© From the Pond




© From the Pond






© From the Pond




© From the Pond




© From the Pond



© From the Pond



© From the Pond



© From the Pond



© From the Pond




© From the Pond




© From the Pond




© From the Pond






© From the Pond




© From the Pond




© From the Pond




© From the Pond




© From the Pond







© From the Pond



© From the Pond




© From the Pond



© From the Pond



© From the Pond




© From the Pond



© From the Pond



© From the Pond



From the Pond is a small family business run by Brett and Mel. If you have acquired this resource without paying a license, please contact us and we will be happy to assist. If you are found to be redistributing our work without permission, you will be kindly sent an invoice to compensate our loss. Thanks for your understanding and support.

Thank you for finding us and downloading this file, which you are able to use for your own classroom or home use only.

You are not permitted to share or distribute this file.

Follow my blog for ideas and FREEBIES - www.frompond.blogspot.com

Contact us at admin@fromthepond.com



SHOP PRINTABLES

<https://www.teacherspayteachers.com/Store/From-The-Pond>

