

# DATA *and* GRAPHING

FOR

Created by: Mike and  
Kathy Estela

## Firsties

7 Printables

**FREE!**



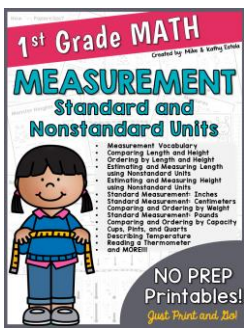





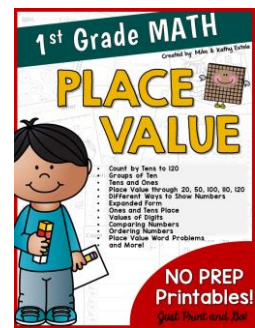



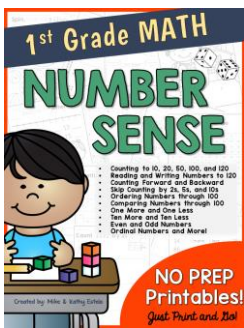
Hi! Thank you so much for downloading this free product! We hope that these printables will engage and help your firsties practice their skills on how to represent data and interpret graphs. The activities include the topics of:



- Tally Charts
- Bar Graphs
- Picture Graphs

These are great for individual practice, small groups, math centers, and more! We hope that you and your students enjoy this resource. For questions about this product, please don't hesitate to contact us at [chilimath@yahoo.com](mailto:chilimath@yahoo.com).

If you like this packet, you may also like our other First Grade Math units:



We would love to hear from you! When you get a chance, please don't forget to provide us a feedback as this helps us improve both our existing and future products.

You may also follow us by revisiting our store at <http://www.teacherspayteachers.com/Store/Chilimath> or in Pinterest at <http://www.pinterest.com/chilimath/> to get updates of our new products. Enjoy!

**Mike and Kathy Estela**



Name: \_\_\_\_\_



# Garden Flowers

Directions: Write each total to complete the tally chart below. Then answer the questions.



Flowers in the Garden		Total
 Daisies	<del>    </del>	
 Tulips	<del>    </del>	

1. How many  are in the garden? \_\_\_\_\_

2. How many  are in the garden? \_\_\_\_\_

3. How many  and  are there altogether?  
\_\_\_\_\_

4. How many more  are there than ?  
\_\_\_\_\_

5. There are fewer  than . Circle your answer.

TRUE


FALSE






Name: \_\_\_\_\_

# Zoo Animals

Directions: Write each total to complete the tally chart below. Then answer the questions.



Animals at the Zoo		Total
 Koala		
 Tiger		
 Monkey		

1. How many tigers are at the zoo? \_\_\_\_\_

2. How many monkeys are at the zoo? \_\_\_\_\_

3. How many koalas are at the zoo? \_\_\_\_\_

4. Which animal has the most number? \_\_\_\_\_

5. Which animal has the least number? \_\_\_\_\_


6. How many more monkeys are there than tigers? \_\_\_\_\_

7. How many koalas and tigers are there altogether? \_\_\_\_\_






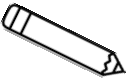

Name: \_\_\_\_\_

# School Supply Tally



Directions: Make tally marks to show the number of each school supply. Then write each total.



SCHOOL SUPPLIES	TALLY	TOTAL
 Sharpener		
 Glue Bottle		
 Pencil		
 Eraser		

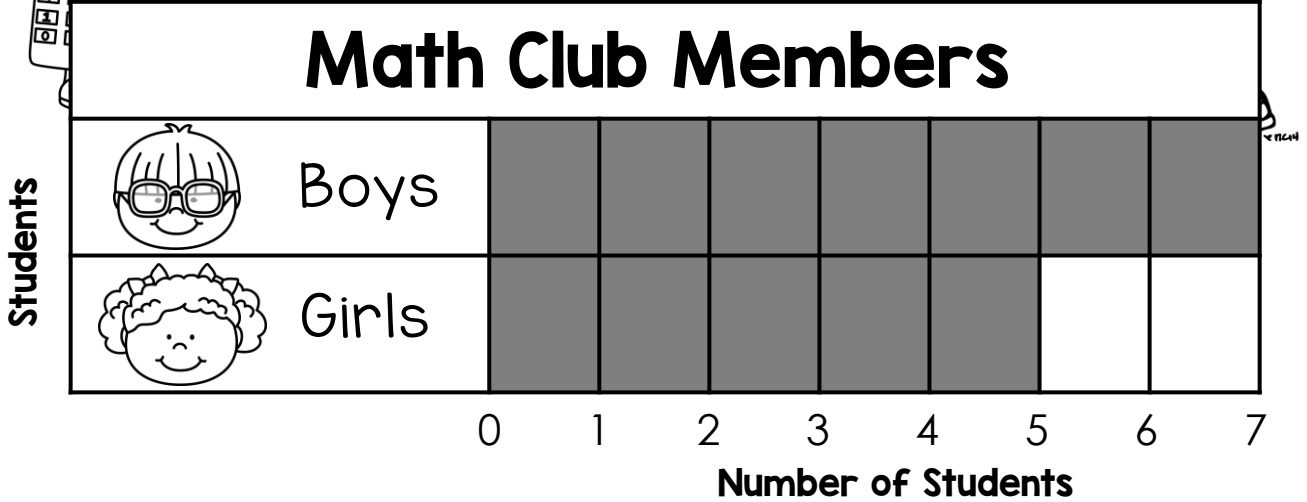
Name: \_\_\_\_\_









# The Math Club



Direction: Use the bar graph below to answer the questions.




- How many  are members of the math club?  
\_\_\_\_\_
- How many  are members of the math club?  
\_\_\_\_\_
- How many math club members are there in all?  
\_\_\_\_\_
- How many more  are there than ?  
\_\_\_\_\_
- Are there fewer  or ?  
\_\_\_\_\_

Name: \_\_\_\_\_

# I Love My Pet



Direction: Use the bar graph below to answer the questions.




1. How many children chose cats? \_\_\_\_\_
2. How many children chose hamsters? \_\_\_\_\_
3. How many children like dogs? \_\_\_\_\_
4. Which pet did most children choose? \_\_\_\_\_
5. Which pet did the children choose the least? \_\_\_\_\_
6. How many more children like dogs than hamsters? \_\_\_\_\_
7. How many children in all chose cats and dogs? \_\_\_\_\_

Name: \_\_\_\_\_

# Jar of Cookies



Direction: Use the picture graph below to answer the questions.



 = 1 cookie

1. How many peanut butter cookies are there? \_\_\_\_\_
2. How many chocolate chip cookies are there? \_\_\_\_\_
3. Which kind of cookie has the least number? \_\_\_\_\_
4. Are there more oatmeal or peanut butter cookies?  
\_\_\_\_\_
5. How many cookies are there in all? \_\_\_\_\_
6. There are more peanut butter cookies than chocolate chip cookies. Circle your answer.

TRUE

FALSE

7. Which kind of cookie has the most number? \_\_\_\_\_




Name: \_\_\_\_\_

# Breakfast Drink



Direction: Use the picture graph below to answer the questions.

## What We Drink for Breakfast



= 1 child



= 1 child



= 1 child

1. How many children drink milk for breakfast? \_\_\_\_\_
2. How many children drink hot cocoa? \_\_\_\_\_
3. What do most children drink for breakfast? \_\_\_\_\_
4. How many more children drink juice than milk? \_\_\_\_\_
5. How many fewer children drink hot cocoa than juice?  
\_\_\_\_\_
6. How many children like milk and hot cocoa altogether?  
\_\_\_\_\_
7. Which breakfast drink do children like the least?  
\_\_\_\_\_

# THANK YOU

## for downloading this product!

Your input is valuable to us. Please don't forget to come back at our [TpT store](#) to leave a feedback! This not only helps us improve our existing/future products but also keeps us encouraged to continue creating quality resources that you'll enjoy. Plus, you will also earn TpT credits that can be used for future purchases! 😊

### FOLLOW US:



[My TpT Store](#)



[Pinterest](#)



[My Website](#)

Copyright © 2015 ChiliMath.  
All rights reserved by authors.  
This math resource is created by Mike and Kathy Estela and must be used by **one teacher only**. It may be printed or photocopied but may not be sold, transmitted, or put on the internet/intranet without a written permission from the authors. Thanks again!

### FONTS and CLIP ARTS BY:



Artwork by

