


Counting Acorns




by _____


©The Mailbox® • Teacher's Helper® • TEC45027 • Oct./Nov. 2006




one




two



three



four



five




How to Use Page 53

Give each child a copy of page 53 and a copy of the acorn patterns at the bottom of this page. Have each student follow the directions below to complete his booklet.

Directions for Each Student

1. Color and cut out the acorn patterns and booklet pages.
2. Read the number word on each page and glue on the matching acorn pattern.
3. Sequence the booklet pages; then staple them behind the cover.

Finished Sample



Acorn Patterns

Use with the directions on this page.

