

AUTUMN

Name _____


By Lavinia Pop © 2012

Glue/Staple


The leaf is  **yellow.**

Name: _____

the

 Trace the following word:

the the the the

 Write 4 sentences from your flip book.

1 _____


2 _____

 **brown.**

Glue/Staple

 **orange.**

Glue/Staple

 **purple.**


Glue/Staple



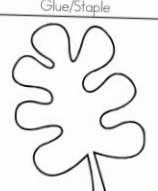

 **red.**

Name _____

By Lavinia Pop © 2012

Glue/Staple

The leaf is  **yellow.**

 brown.	 orange.	 purple.	 red.
---	--	--	---

see, like, can, the, look, on, is, this, that

Thank you for downloading this product; I hope you will enjoy using it and that it will be a valuable resource for you! I value your feedback, so please don't hesitate to contact me if you have any concerns whatsoever as I will endeavour to address them. And if you like what I've done, please let me know by leaving feedback at my online store :)

Click to connect...

Lavinia

lavinia@inmyworld.com.au



www.inmyworld.com.au



www.facebook.com/inmyworldlavinipop



www.pinterest.com/lavinipop

ILLUSTRATIONS Just So Scrappy 2, Pink Cat Studio, TeacherScrapbook, Little Red, Jessica Weible Illustrations, Dancing Crayon Designs, Whimsy Clips, Ramona Majdis, Kari Bolt

www.justsoscrappytoo.com www.pinkcatstudio.com www.teacherspayteachers.com/Store/Teacherscrapbook

www.teacherspayteachers.com/Store/Littlered www.shop.jwillustrations.com www.dancingcrayon.com
www.teacherspayteachers.com/Store/Whimsy-Clips www.teacherspayteachers.com/Store/Ramona-Majdis

www.teacherspayteachers.com/Store/Kari-Bolt

FONTS www.schoolfonts.com.au
www.teacherspayteachers.com/Store/Kimberly-Geswein-Fonts

PRINTING TIP: This resource has been designed for printing on A4-sized paper. If you are printing on a different size, select “shrink to printable area” or “print to fit page” (or a similar option) in order for the contents of this unit to print correctly.

Copyright © 2012–2016 by Lavinia Pop – All rights reserved by author.

Purchase of this item entitles the purchaser the right to reproduce the pages for personal and classroom use. Duplication for other classes, an entire school or commercial purposes is strictly prohibited without written permission from the author. Minor editing is permitted only for personal use, however the document remains under copyright even when edited. Posting this item in whole or in part on the Internet in any form is strictly prohibited and is a violation of the Digital Millennium Copyright Act (DMCA).

Please be fair and don't share! If you are not the original purchaser of this file, please visit my blog to obtain a link to one of my online stores.

www.inmyworld.com.au

INTRODUCTION

About this book:

This book contains 9 Autumn/Fall sight word flip books in black & white and colour. Each booklet is accompanied by a worksheet where children trace the focus sight word and then write some of their favourite sentences from the flip book.

Directions for use:

To assemble the flip books, cut out each rectangle, then along the lines of the bottom rectangle. Make sure that the top rectangle is left intact as it will form the base for the flip book! Arrange the “flips” (pages) one on top of the other and staple them to the base. Students will have lots of fun reading their flip books over and over again to friends and family! Once children have finished reading their flip book, they can complete the recording sheet included for each booklet.

Happy Teaching :)



Top and bottom rectangles have been cut out. TOP rectangle has been left intact.

“Flips” (pages) have been placed one on top of the other and stapled to the base.




Name _____

By Lavinia Pop © 2012

Glue/Staple

I see **a**




crow.

Glue/Staple



fox.

Glue/Staple



hedgehog.

Glue/Staple



squirrel.



raccoon.

Name _____

By Lavinia Pop © 2012


Glue/Staple

I like



**sunflower
seeds.**

Glue/Staple




apples.

Glue/Staple




pumpkins.

Glue/Staple



pies.



corn.

Name _____

By Lavinia Pop © 2012

Glue/Staple

I can



eat.



hide.

Glue/Staple



rake.

Glue/Staple



jump.

Glue/Staple



ride.

Name _____

By Lavinia Pop © 2012

Glue/Staple

The leaf is




yellow.

Glue/Staple

Glue/Staple

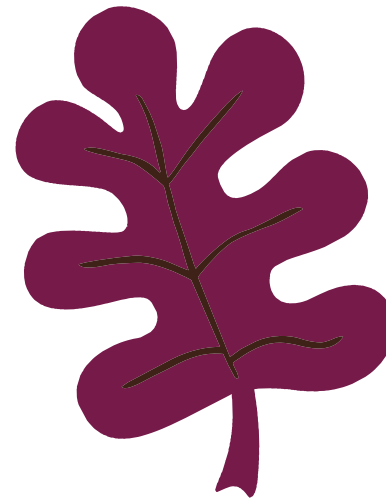
Glue/Staple



brown.



orange.



purple.




red.

Name _____

By Lavinia Pop © 2012

Glue/Staple

Look at the



acorn.



tree.

Glue/Staple



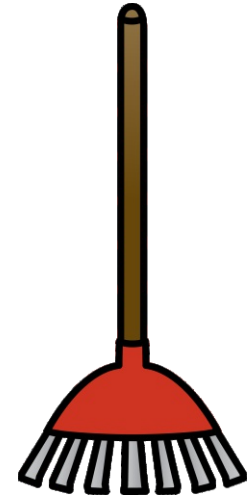
scarecrow.

Glue/Staple



mushrooms.

Glue/Staple



rake.

Name _____


By Lavinia Pop © 2012

Glue/Staple

I put on my



boots.



jeans.

Glue/Staple



shirt.

Glue/Staple



sweater.

Glue/Staple



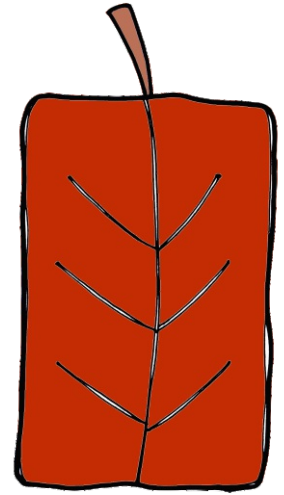
scarf.

Name _____


By Lavinia Pop © 2012

Glue/Staple

The leaf **is** a




rectangle.




circle.

Glue/Staple



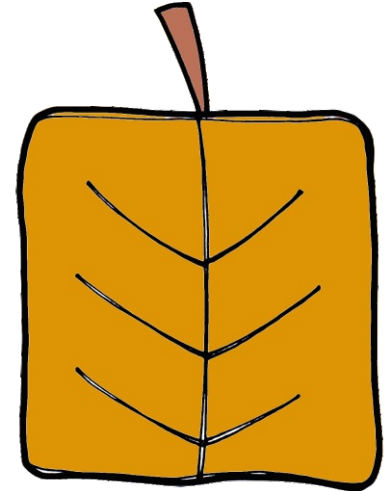
triangle.

Glue/Staple



heart.

Glue/Staple



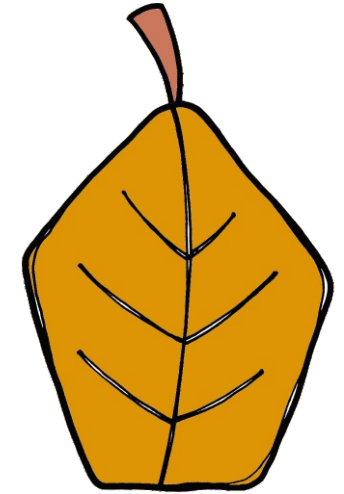
square.

Name _____

By Lavinia Pop © 2012

Glue/Staple

This leaf is a




pentagon.

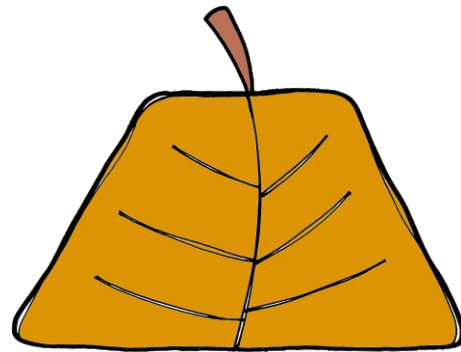
Glue/Staple

Glue/Staple


Glue/Staple




rhombus.



trapezoid.




star.



hexagon.

A

Glue/Staple




little

Name _____

By Lavinia Pop © 2012


**apple is on
that tree.**

Glue/Staple




red

Glue/Staple




green

Glue/Staple



yellow




big

Name _____

By Lavinia Pop © 2012


Glue/Staple

I see **a**




crow.

Glue/Staple



fox.

Glue/Staple



hedgehog.

Glue/Staple



squirrel.



raccoon.

Name:

see



Trace the following word:

see see see see



Write 4 sentences from your flip book.

1

2

3

4

Name _____

By Lavinia Pop © 2012


Glue/Staple

I like



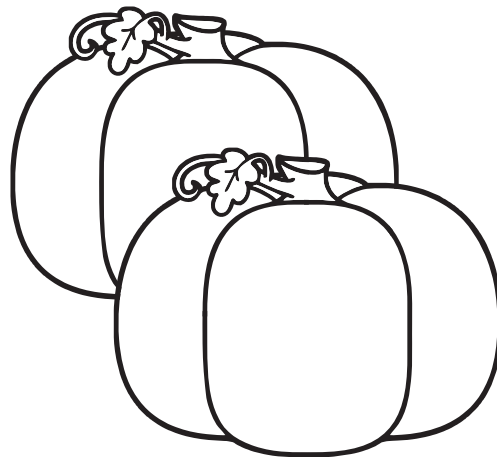
**sunflower
seeds.**

Glue/Staple




apples.

Glue/Staple

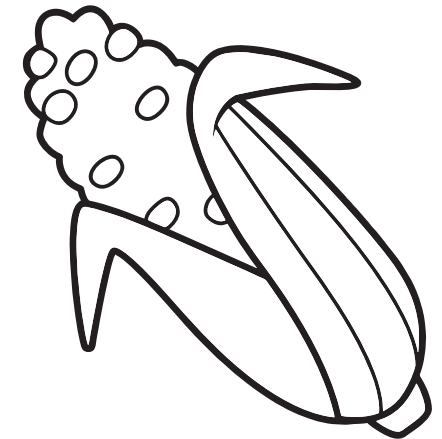


pumpkins.

Glue/Staple



pies.



corn.

Name:

like



Trace the following word:

like like like like



Write 4 sentences from your flip book.

1

2

3

4

Name _____

By Lavinia Pop © 2012

Glue/Staple

I can



eat.



hide.

Glue/Staple




rake.

Glue/Staple



jump.

Glue/Staple



ride.

Name:

can



Trace the following word:

can can can can



Write 4 sentences from your flip book.

1

Blank handwriting lines for sentence 1.

2

Blank handwriting lines for sentence 2.

3

Blank handwriting lines for sentence 3.

4


Blank handwriting lines for sentence 4.

Name _____


By Lavinia Pop © 2012

Glue/Staple

The leaf is




yellow.




brown.

Glue/Staple




orange.

Glue/Staple



purple.

Glue/Staple



red.

Name:

the



Trace the following word:

the the the the



Write 4 sentences from your flip book.

1

2

3


4

Name _____

By Lavinia Pop © 2012

Glue/Staple

Look at the



acorn.



tree.

Glue/Staple



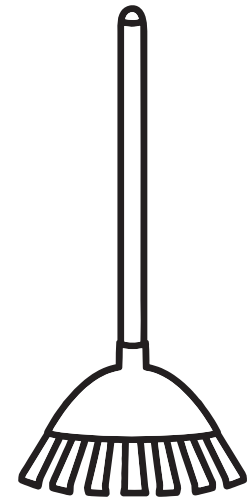
scarecrow.

Glue/Staple



mushrooms.

Glue/Staple



rake.

Name:

look



Trace the following word:

look look look look



Write 4 sentences from your flip book.

1

2

3


4

Name _____


By Lavinia Pop © 2012

Glue/Staple

I put on my

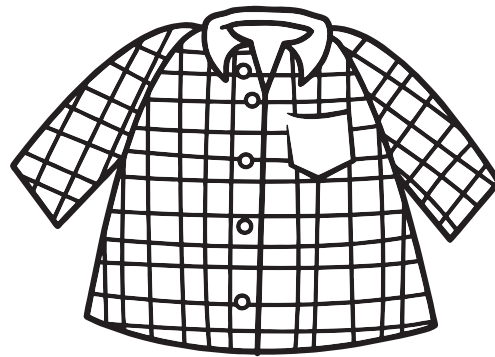


boots.



jeans.

Glue/Staple



shirt.

Glue/Staple



sweater.

Glue/Staple



scarf.

Name:

on



Trace the following word:

on

on

on

on



Write 4 sentences from your flip book.

1

2

3

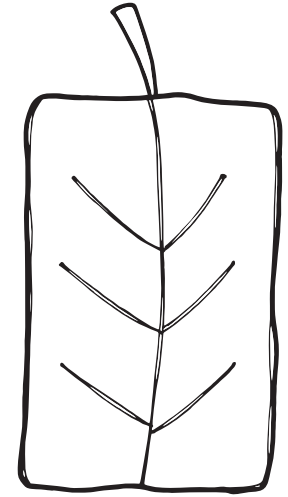
4

Name _____


By Lavinia Pop © 2012

Glue/Staple

The leaf is a

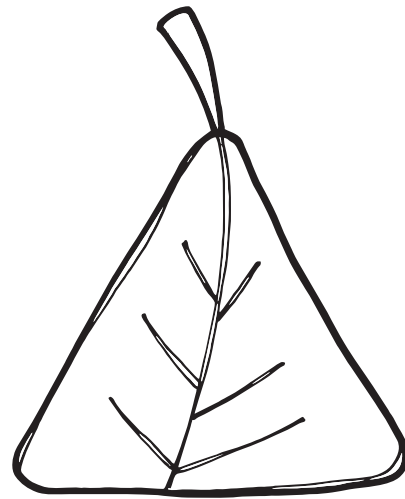


rectangle.




circle.

Glue/Staple




triangle.

Glue/Staple



heart.

Glue/Staple



square.

Name:

is



Trace the following word:

is is is is



Write 4 sentences from your flip book.

1

Blank handwriting lines for sentence 1.

2

Blank handwriting lines for sentence 2.

3

Blank handwriting lines for sentence 3.


4

Blank handwriting lines for sentence 4.

Name _____

By Lavinia Pop © 2012

Glue/Staple




This leaf is a

pentagon.


Glue/Staple

Glue/Staple

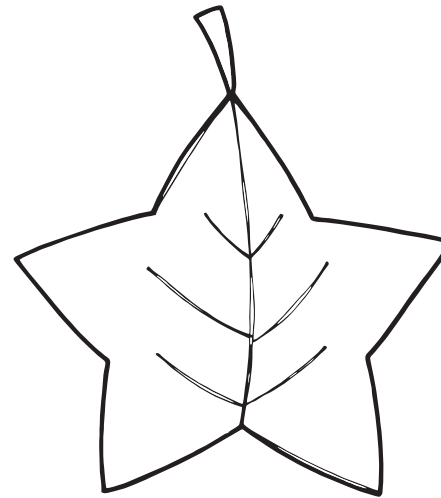
Glue/Staple




rhombus.



trapezoid.



star.



hexagon.

Name:

this



Trace the following word:

this this this this



Write 4 sentences from your flip book.

1


2

3

4

A

Glue/Staple




little

Name _____

By Lavinia Pop © 2012


**apple is on
that tree.**

Glue/Staple




red

Glue/Staple




green

Glue/Staple



yellow



big

Name:

that



Trace the following word:

that that that that



Write 4 sentences from your flip book.

1

2

3

4
